

Poverty isn't a **LINE**.  
It's a **TIGHT KNOT** of social maladies.

Matthew Desmond

## POVERTY, BY AMERICA

**MAINE**

**RED FLAG**

The 5th fewest SNAP \$ per person in the nation

MAINE		NATIONAL	
<b>EDUCATION</b>			
Preschool enrollment:	<b>44 %</b>		<b>48 %</b>
High school graduation gap: <i>(between high- and low-income)</i>	<b>17 %</b>		<b>11.5 %</b>
Avg. student loan debt:	<b>\$33.4K</b>		<b>\$43K</b>

HEALTH		NATIONAL	
Uninsured <i>(medical)</i> :	<b>8.1 %</b>		<b>9.2 %</b>
SNAP recipients: <i>(food stamps)</i>	<b>1 in 9</b>		<b>1 in 9</b>
SNAP per household member <i>(monthly)</i> :	<b>\$117</b>		<b>\$121</b>


FINANCE		NATIONAL	
Poverty rate:	<b>10.6 %</b>		<b>11.9 %</b>
Child poverty rate:	<b>12.8 %</b>		<b>16 %</b>
Minimum wage:	<b>\$12.75</b>		<b>\$7.25</b>
Median income:	<b>\$71.1K</b>		<b>\$70.7K</b>
Prison min. wage:	<b>\$0.58–\$3.50</b>		<b>\$0.14–\$1.41</b>
Unbanked households:	<b>2.3 %</b>		<b>5.4 %</b>


HOUSING		NATIONAL	
Student homelessness:	<b>1.4 %</b>		<b>2.7 %</b>
Eviction filing rate:	<b>2.8 %</b>		<b>7.8 %</b>
Avg. housing voucher wait list time:	<b>26 mos.</b>		<b>28 mos.</b>
Renters paying 30%+ income on rent:	<b>46.5 %</b>		<b>49.6 %</b>


CONSIDER THESE SELECT


## ANTIPOVERTY POLICIES

DOES YOUR STATE...

have expanded Medicaid coverage for additional populations? 

protect housing voucher holders from discrimination? 

prohibit or highly regulate payday lending? 

spend above the national average of its TANF funds on basic assistance? 

have a progressive tax rate? 

## JOIN THE FIGHT ANTIPOVERTY ORGANIZATIONS

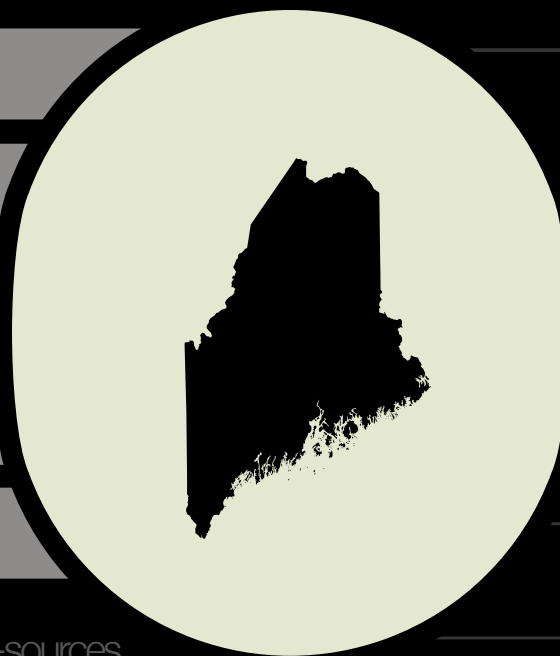
[Maine Affordable Housing Coalition](#)

[Maine State Housing Authority \(MaineHousing\)](#)

[Penquis](#)

[Downeast Community Partners](#)

[Immigrant Legal Advocacy Project](#)



LEARN MORE: [sites.prh.com/poverty-in-your-state-sources](https://sites.prh.com/poverty-in-your-state-sources)